

Weihnachtsfheft

Klasse



Name: _____



@Materialzauber (D. Klonau | Kate Hadfields Designs)

Weihnachtsfheft

Klasse




Name: _____




@Materialzauber (D. Klonau | Kate Hadfields Designs)




L l



L l




L l




N n




N n




U u




U u




E e



E e




E e




@Materialzauber




L l



L l




L l




N n




N n




U u




U u




E e



E e

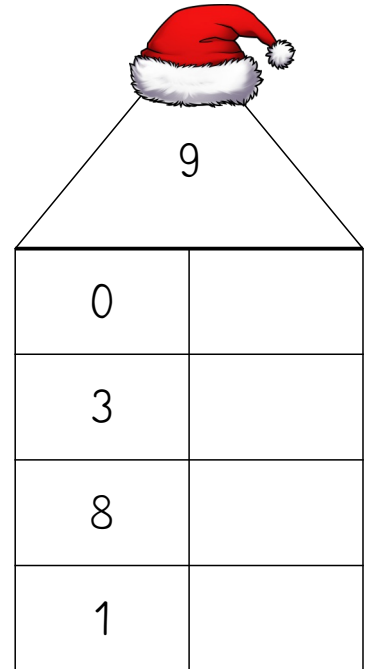
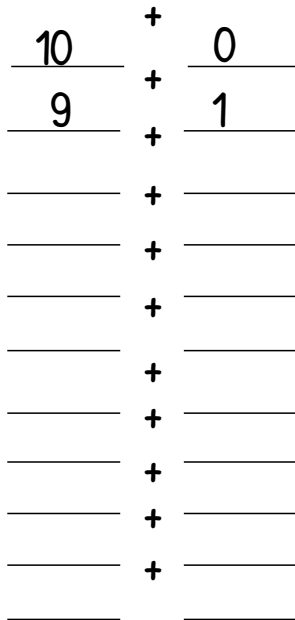

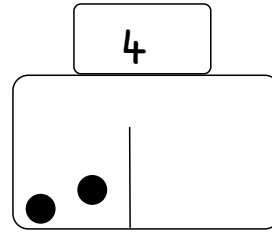
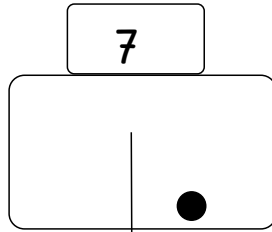
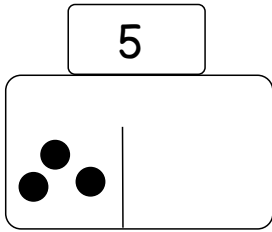


E e

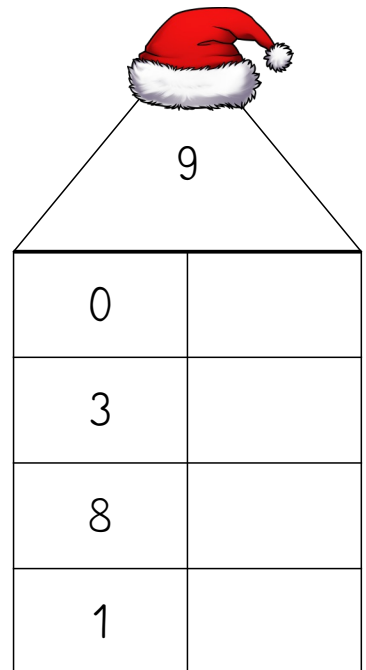
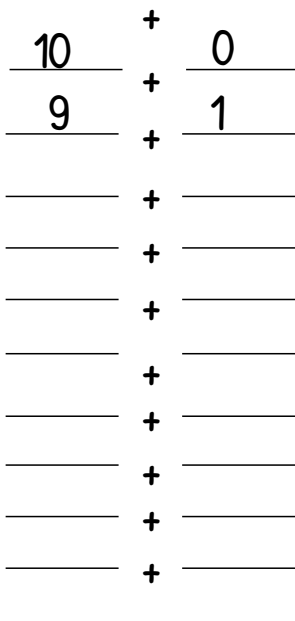

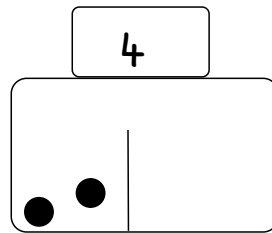
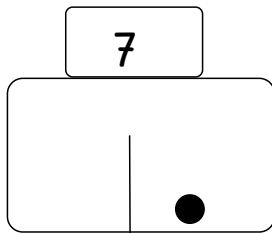
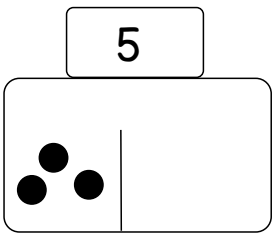








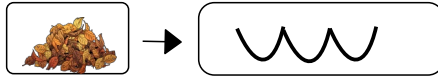
@Materialzauber

Wir zerlegen Zahlen










Wir zerlegen Zahlen












@Materialzauber










@Materialzauber

Wie viele Möglichkeiten gibt es, die Geschenke einzupacken?
Nutze die Farben blau, rot und grün!



@Materialzauber

Wie viele Möglichkeiten gibt es, die Geschenke einzupacken?
Nutze die Farben blau, rot und grün!



@Materialzauber



Handwriting practice line with dotted letters 'l', 'i', 'l' and a house icon on the left and right.

Handwriting practice line with dotted words 'Luna' and 'Luna' and a house icon on the left and right.

Handwriting practice line with dotted words 'Lilo' and 'Lilo' and a house icon on the left and right.

Handwriting practice line with dotted words 'Lina' and 'Lina' and a house icon on the left and right.

Handwriting practice line with dotted words 'Lila' and 'Lila' and a house icon on the left and right.

Handwriting practice line with dotted words 'Lupa' and 'Lupa' and a house icon on the left and right.

@Materialzauber



Handwriting practice line with dotted letters 'l', 'i', 'l' and a house icon on the left and right.

Handwriting practice line with dotted words 'Luna' and 'Luna' and a house icon on the left and right.

Handwriting practice line with dotted words 'Lilo' and 'Lilo' and a house icon on the left and right.

Handwriting practice line with dotted words 'Lina' and 'Lina' and a house icon on the left and right.

Handwriting practice line with dotted words 'Lila' and 'Lila' and a house icon on the left and right.

Handwriting practice line with dotted words 'Lupa' and 'Lupa' and a house icon on the left and right.


@Materialzauber

Wir zerlegen Zahlen




10

5	
7	
3	
4	
2	



7

7	
3	
4	
6	
0	



9

3	
8	
0	
5	
1	



8

4	
7	
3	
5	
2	


@Materialzauber

Wir zerlegen Zahlen




10

5	
7	
3	
4	
2	



7

7	
3	
4	
6	
0	



9

3	
8	
0	
5	
1	




8

4	
7	
3	
5	
2	

@Materialzauber




Tulpe	Pilot	malen	Anna
Ente	Puppe	sind	Lama
Tante	Tinte	Ute	Palme
Tonne	Tanne	lila	ist




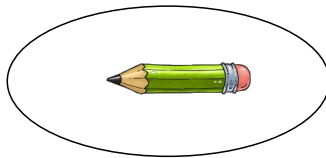
@Materialzauber




Tulpe	Pilot	malen	Anna
Ente	Puppe	sind	Lama
Tante	Tinte	Ute	Palme
Tonne	Tanne	lila	ist




@Materialzauber



Ku
Ka
Ki




Tu
Ta
Ti




Nu
Ni
Na



Ge
Ga
Gi


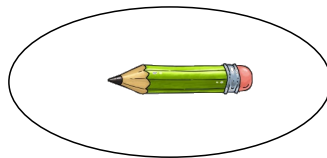


Nu
Na
Ni




Gu
Ga
Gi


@Materialzauber



Ku
Ka
Ki




Tu
Ta
Ti




Nu
Ni
Na



Ge
Ga
Gi



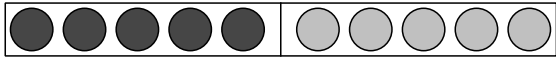
Nu
Na
Ni



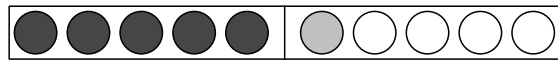
Gu
Ga
Gi

@Materialzauber

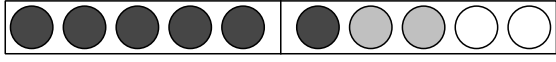
Schreibe die Aufgaben auf! Suche die Ergebnisse im Weihnachtsmann. Male sie aus!



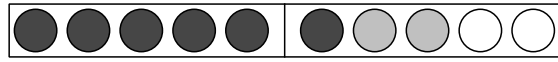
$$\underline{\quad} + \underline{\quad} = \underline{\quad}$$



$$\underline{\quad} + \underline{\quad} = \underline{\quad}$$



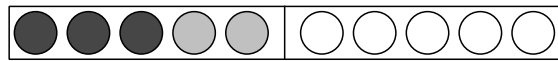
$$\underline{\quad} + \underline{\quad} = \underline{\quad}$$



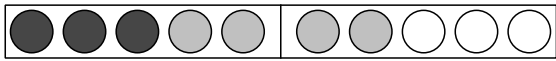
$$\underline{\quad} + \underline{\quad} = \underline{\quad}$$



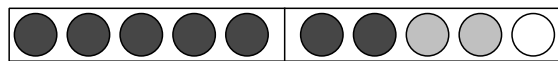
$$\underline{\quad} + \underline{\quad} = \underline{\quad}$$



$$\underline{\quad} + \underline{\quad} = \underline{\quad}$$



$$\underline{\quad} + \underline{\quad} = \underline{\quad}$$

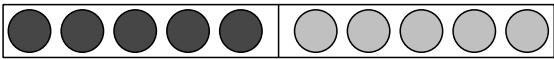


$$\underline{\quad} + \underline{\quad} = \underline{\quad}$$

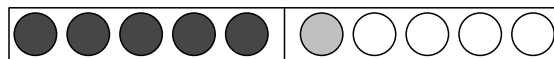


@Materialzauber

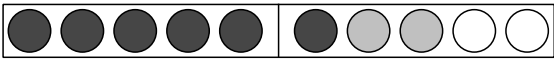
Schreibe die Aufgaben auf! Suche die Ergebnisse im Weihnachtsmann! Male sie aus!



$$\underline{\quad} + \underline{\quad} = \underline{\quad}$$



$$\underline{\quad} + \underline{\quad} = \underline{\quad}$$



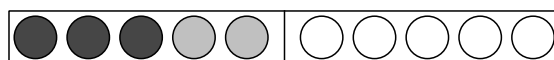
$$\underline{\quad} + \underline{\quad} = \underline{\quad}$$



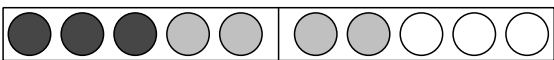
$$\underline{\quad} + \underline{\quad} = \underline{\quad}$$



$$\underline{\quad} + \underline{\quad} = \underline{\quad}$$



$$\underline{\quad} + \underline{\quad} = \underline{\quad}$$



$$\underline{\quad} + \underline{\quad} = \underline{\quad}$$



$$\underline{\quad} + \underline{\quad} = \underline{\quad}$$



@Materialzauber

Lies jeden Satz 5x laut und deutlich deinen Eltern vor!



Ina malt mit Tinte.

Nele malt mit Tina und Tilo.

Luna malt Tante Uli.

Ist Amon am  ?

Sind Tina und Ina im  ?

Tilo ruft: Puma! Puma!

Lies die Sätze und male in das folgende Kästchen!

Tim malt Enten.



Ina malt lila Tulpen.



@Materialzauber

Lies jeden Satz 5x laut und deutlich deinen Eltern vor!



Ina malt mit Tinte.

Nele malt mit Tina und Tilo.

Luna malt Tante Uli.

Ist Amon am  ?

Sind Tina und Ina im  ?

Tilo ruft: Puma! Puma!

Lies die Sätze und male in das folgende Kästchen!

Tim malt Enten.



Ina malt lila Tulpen.



@Materialzauber



Rechne!

Nimm die Plättchen dazu!



$4 + 4 = \underline{\quad}$

$6 + 1 = \underline{\quad}$

$4 + 1 = \underline{\quad}$

$5 + 1 = \underline{\quad}$

$3 + 2 = \underline{\quad}$

$2 + 6 = \underline{\quad}$

$5 + 1 = \underline{\quad}$

$5 + 3 = \underline{\quad}$

$5 + 3 = \underline{\quad}$

$1 + 9 = \underline{\quad}$

$3 + 3 = \underline{\quad}$

$5 + 2 = \underline{\quad}$

$4 + 4 = \underline{\quad}$

$4 + 3 = \underline{\quad}$

$1 + 3 = \underline{\quad}$

$8 + 1 = \underline{\quad}$

$3 + 1 = \underline{\quad}$

$1 + 7 = \underline{\quad}$

$4 + 2 = \underline{\quad}$

$6 + 3 = \underline{\quad}$

$4 + 5 = \underline{\quad}$

$1 + 1 = \underline{\quad}$

$8 + 1 = \underline{\quad}$

$5 + 4 = \underline{\quad}$

@Materialzauber



Rechne!

Nimm die Plättchen! dazu!



$4 + 4 = \underline{\quad}$

$6 + 1 = \underline{\quad}$

$4 + 1 = \underline{\quad}$

$5 + 1 = \underline{\quad}$

$3 + 2 = \underline{\quad}$

$2 + 6 = \underline{\quad}$

$5 + 1 = \underline{\quad}$

$5 + 3 = \underline{\quad}$

$5 + 3 = \underline{\quad}$

$1 + 9 = \underline{\quad}$

$3 + 3 = \underline{\quad}$

$5 + 2 = \underline{\quad}$

$4 + 4 = \underline{\quad}$

$4 + 3 = \underline{\quad}$

$1 + 3 = \underline{\quad}$

$8 + 1 = \underline{\quad}$

$3 + 1 = \underline{\quad}$

$1 + 7 = \underline{\quad}$

$4 + 2 = \underline{\quad}$

$6 + 3 = \underline{\quad}$


$4 + 5 = \underline{\quad}$

$1 + 1 = \underline{\quad}$


$8 + 1 = \underline{\quad}$

$5 + 4 = \underline{\quad}$

@Materialzauber



www.mandala-bilder.de



www.mandala-bilder.de

Das Material stammt von Backstübchen & Materialzauber
(Maria Donath & Delia Klonau).



Dieses haben wir mit dem Worksheet Crafter erstellt. Ausgewählte Bilder stammen von Kate Hadfield.

Das vorliegende Material darfst du für deinen Unterricht verwenden, aber nicht gewerblich nutzen und in sozialen Netzwerken wie Dropbox, oder ähnlichen Diensten verbreiten und weitergeben. So würdest du das Urheberrecht verletzen.

Falls du diesen Verstoß bemerken solltest, dann melde ihn bitte an folgende Mailadresse: backstuebchen_materialzauber@web.de.

Wir freuen uns natürlich auf Feedback, welches du uns über die Mailadresse ODER Instagram: [Backstübchen & Materialzauber](#) hinterlassen kannst. So können wir deine Tipps entgegennehmen.

Wenn dir unsere Seite gefällt, dann kannst du uns natürlich immer gerne auf Instagram verlinken.

Wir wünschen dir viel Spaß mit dem Material!

Liebe Grüße Maria und Delia